

Russian ambiguous (de)modernization

KIRILL ROGOV

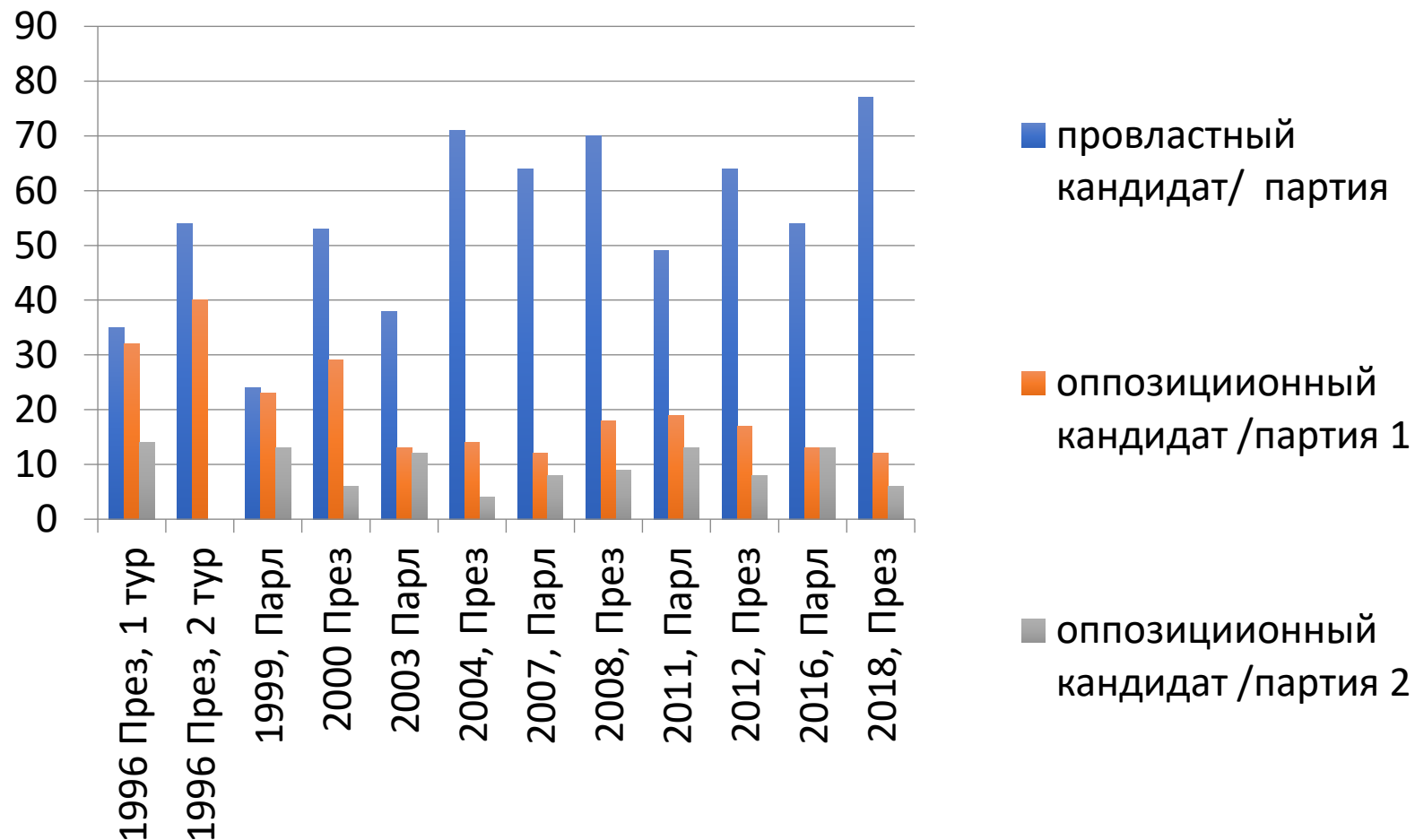
LIBERAL MISSION FOUNDATION, MOSCOW

	<i>% votes for incumbent (president elected)</i>			<i>Number of post-soviet presidents</i>	<i>REEDOM HOUSE 1999</i>	<i>FREEDOM HOUSE 2019</i>
	<i>Last 25 years, average</i>	<i>Last 12 years, aver.</i>	<i>Last elections</i>			
Kazakhstan	91	97	98	1	5.5	6.0
Turkmenistan	96	95	98	2	7.0	7.0
Uzbekistan	90	90	89	2	6.5	6.5
Azerbaijan	84	86	86	3	5.5	6.5
Tajikistan	75	82	84	2	5.5	6.5
Belarus	74	82	83	1	6.0	6.5
Russia	59	70	77	3	4.5	6.5
Armenia	58	56	59	3 (+1)*	4.0	4.0
Kyrgyz Rep.	76	65	55	4 (+1)*	5.0	4.5
Georgia	73	58	60	5	3.5	3.0
Moldova	56	50	52	4 (+1)*	3.0	3.5
Ukraine	47	46	55	5	3.0	3.5

	<i>% votes for incumbent (president elected)</i>			<i>President's average stay in office, years</i>	<i>FREEDOM HOUSE score 2007-2019</i>
	Last 25 years, average	Last 12 years, aver.	Last elections		
Competitive oligarchies	62	55	56	5.6	3.8
Personalistic authoritarian	81	86	88	13.5	6.3

Уровень конкуренции и тип политического режима

От конкуренции к доминированию



No traditional values in Russia

(World Values survey, 2010 – 2014)

	Tolerance to abortion		Traditional family
Qatar	1.84	Azerbaijan	78.6
Turkey	2.11	Qatar	69.4
Brazil	2.31	Turkey	59.4
Armenia	2.32	Uzbekistan	59.1
Uzbekistan	2.54	Armenia	56.2
Azerbaijan	2.8	Kazakhstan	45.3
Kazakhstan	3.46	Ukraine	29.5
Ukraine	3.75	Russia	28.3
Belarus	3.83	Belarus	27.6
Russia	4.36	Estonia	17.6
Germany	4.5	Brazil	16.8
Estonia	4.96	Germany	15.5

No traditional values in Russia

(World Values survey, 2010 – 2014)

	Importance of religion, %		Importance of religion, %
Qatar	99.8	Ukraine	60.8
Turkey	92.7	Kazakhstan	55
Brazil	89.4	Belarus	48
Armenia	89.3	Russia	41.8
Poland	79.6	Germany	38
Uzbekistan	73	Estonia	25.3
Azerbaijan	69.2	average	65.7

Would not like to have as neighbors : Homosexuals

World Values survey, 2017 – 2020

	Myanmar Nigeria Azerbaijan Turkey Kazakhstan China	Montenegro Belarus Russia Georgia Malaysia	Lithuania Bulgaria Tunisia Romania Bosnia Herzegovina Serbia	Ukraine Lebanon Pakistan Cyprus Slovakia Hungary Estonia	Greece Nicaragua Slovenia Chile Japan Bolivia Mexico Hong Kong Czech Rep.	Europe USA New Zealand Brazil Argentina
The share of resp. mentioning	70-90%	60-70%	50-60%	35-50%	35 - 15%	>15%

Russia was pro-authoritarian (World Values survey, 2010 – 2014)

	Strong leader is very and fairly good		
Ukraine	71.3	Turkey	49.8
Romania	69.7	South Korea	48.7
Russia	67	Belarus	46.8
Brazil	64.8	Argentina	44.6
Kazakhstan	64.4	Uzbekistan	40.4
India	56.4	United States	34.1
South Africa	56.1	Azerbaijan	21.7
Armenia	52.3	Germany	20.7
average	50.6	Poland	20

But support for strong leadership shrunk
(World Values survey, 2017 – 2020)

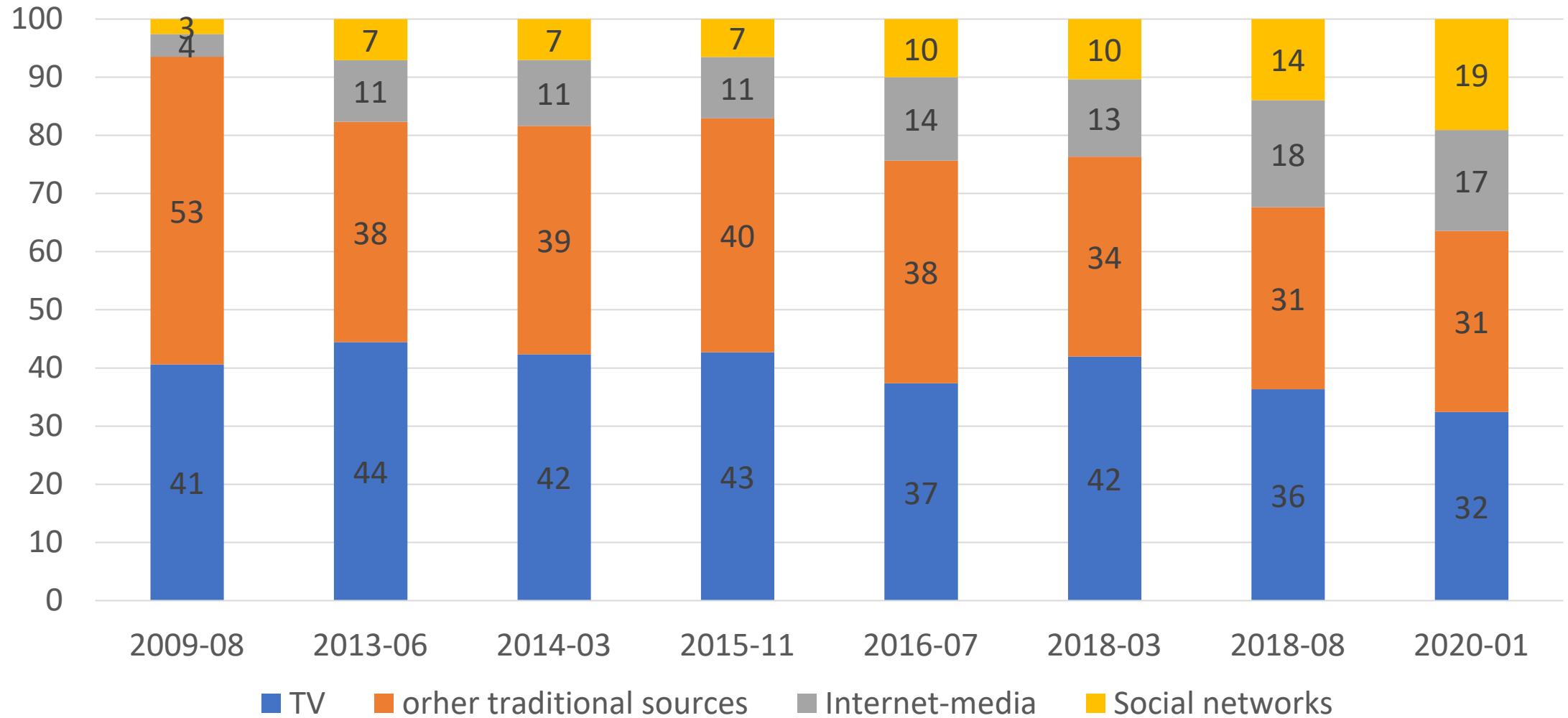
Strong leader is very and fairly good			
	%		%
Tajikistan	73.3	mean	43.9
Romania	72.6	Russia	39.4
Kazakhstan	67.8	Croatia	38.2
Azerbaijan	66.4	Lebanon	37
Kyrgyzstan	62.3	United States	37
Belarus	61.6	Italy	31.3
Nigeria	59.5	Slovenia	28.1
Ukraine	58.3	United Kingdom	27.6
Armenia	57.6	Old EU members	21

Freedom vs Security

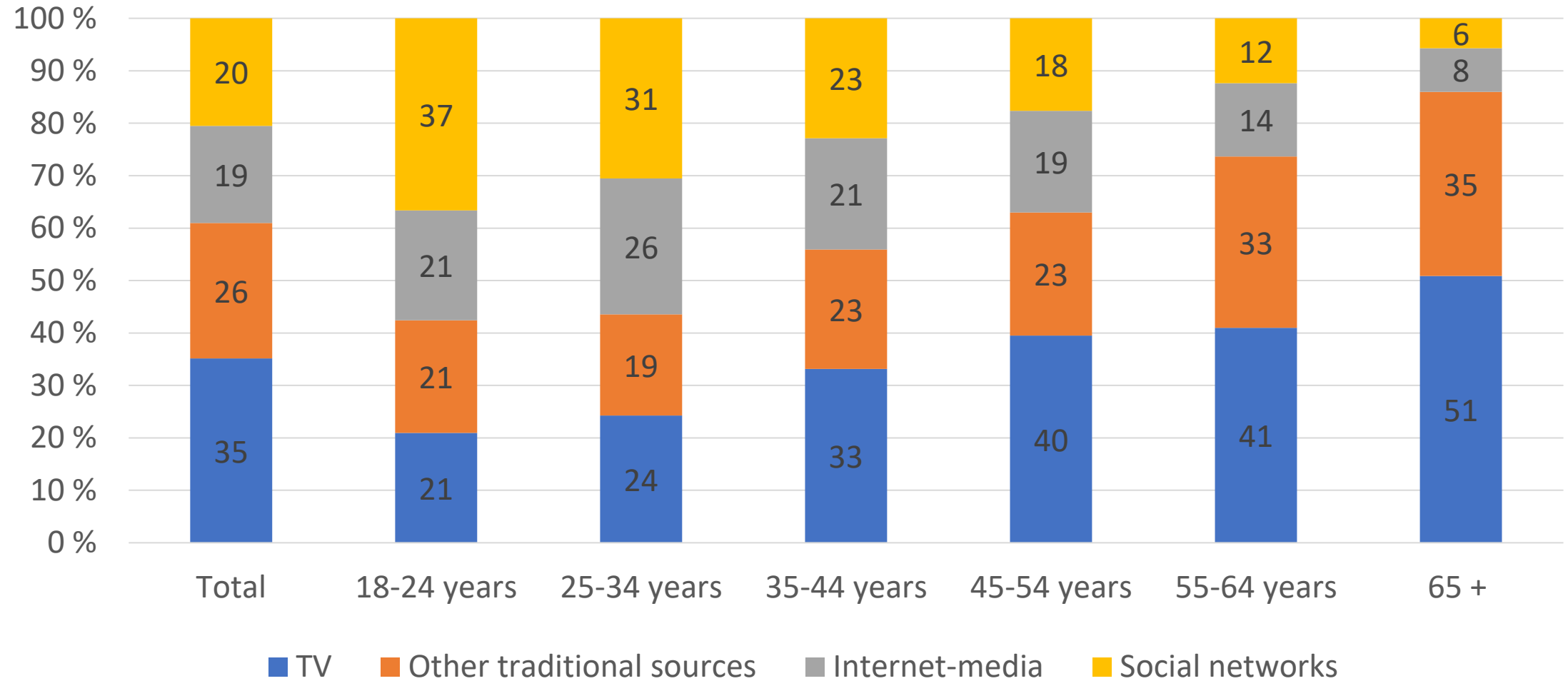
(World Values survey, 2017 – 2030)

	Indonesia Egypt Japan	China Iran Taiwan	Ecuador Russia Brazil Mexico MEAN Bangladesh Nigeria Malaysia Tajikistan Kyrgyzstan	Kazakhstan Philippines Vietnam Ukraine Romania	Turkey South Korea Germany Greece
security	80 - 90		70 - 80	60 - 70	50 - 60
freedom	10 - 20		20 - 30	30 - 40	40 - 50

Media consumption: sources of information dynamics

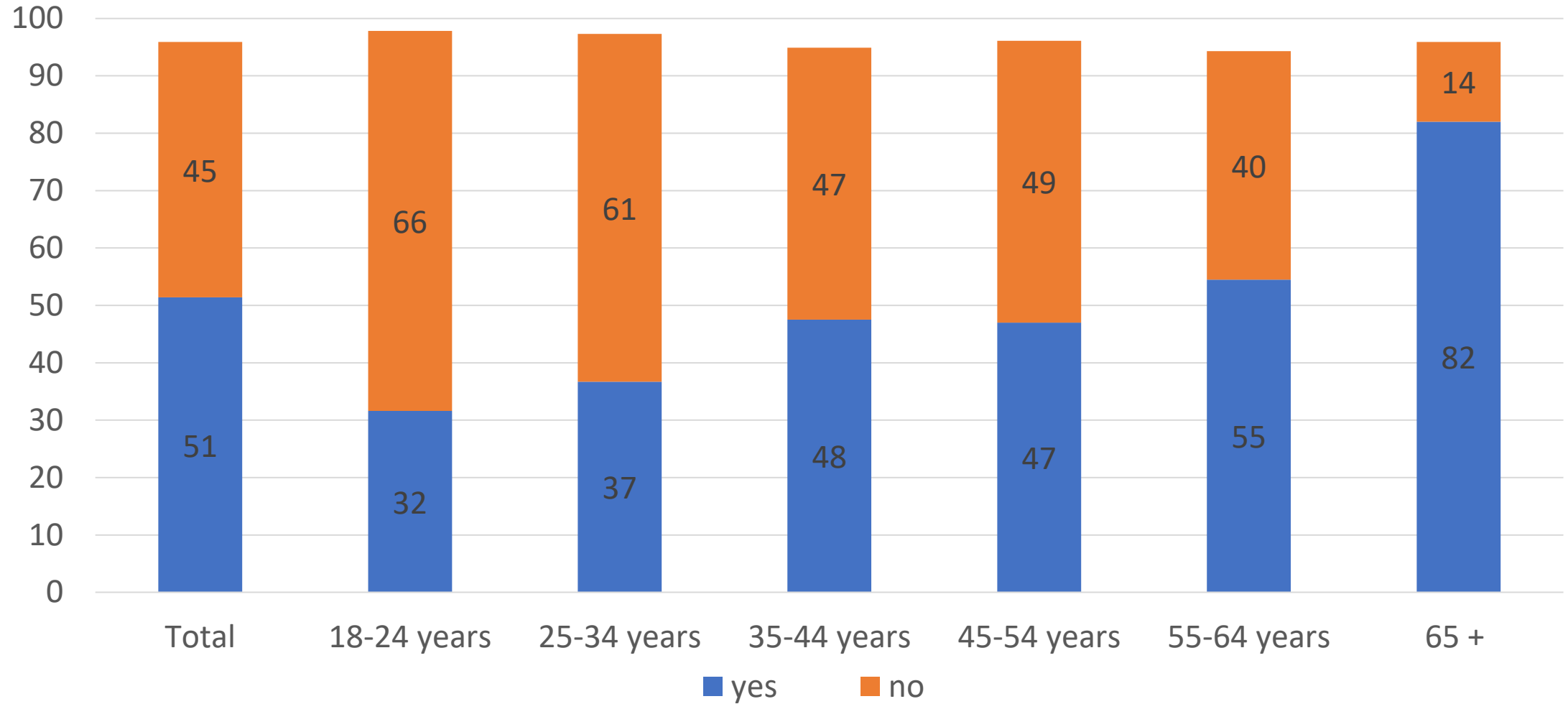


Media consumption: sources of information in age groups



AGE DIVERGENCE TO PUTIN'S ZEROING

DO YOU APPROVE THE AMENDMENT ON THE RESETTING OF PUTIN'S PRESIDENTIAL TERMS, WHICH ALLOW HIM TO TAKE PART IN THE NEXT PRESIDENTIAL ELECTIONS?



	<i>% votes for incumbent (president elected)</i>			<i>Number of post-soviet presidents</i>	<i>FREEDOM HOUSE score 2007-2019</i>	The share of resource rent, % GDP, average 2000 - 2016
	<i>Last 25 years, average</i>	<i>Last 12 years, aver.</i>	<i>Last elections</i>			
Kazakhstan	91	97	98	1	5.6	22.7
Turkmenistan	96	95	98	2	7.0	45.2
Uzbekistan	90	90	89	2	7.0	24.1
Azerbaijan	84	86	86	3	5.9	30.2
Tajikistan	75	82	84	2	6.0	1.3
Belarus	74	82	83	1	6.5	1.6
Russia	59	70	77	3	5.8	16.0
Armenia	58	56	59	3 (+1)*	4.6	2.2
Kyrgyz Rep.	76	65	55	4 (+1)*	4.9	6.2
Georgia	73	58	60	5	3.3	1.2
Moldova	56	50	52	4 (+1)*	3.2	0.2
Ukraine	47	46	55	5	3.0	6.2

Total natural resources rents (% of GDP)

